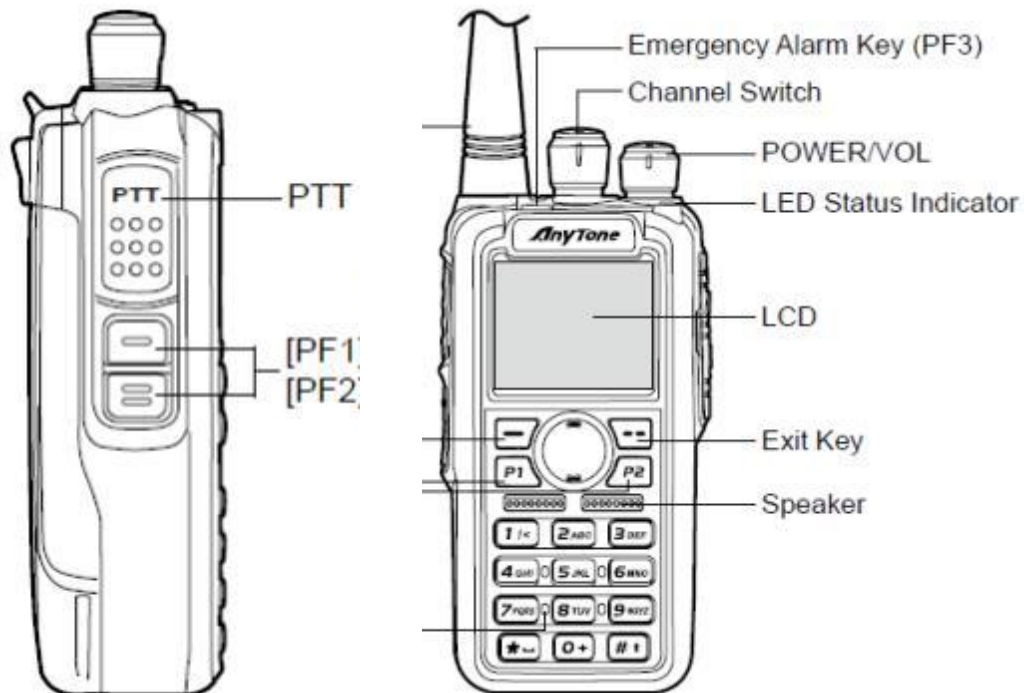
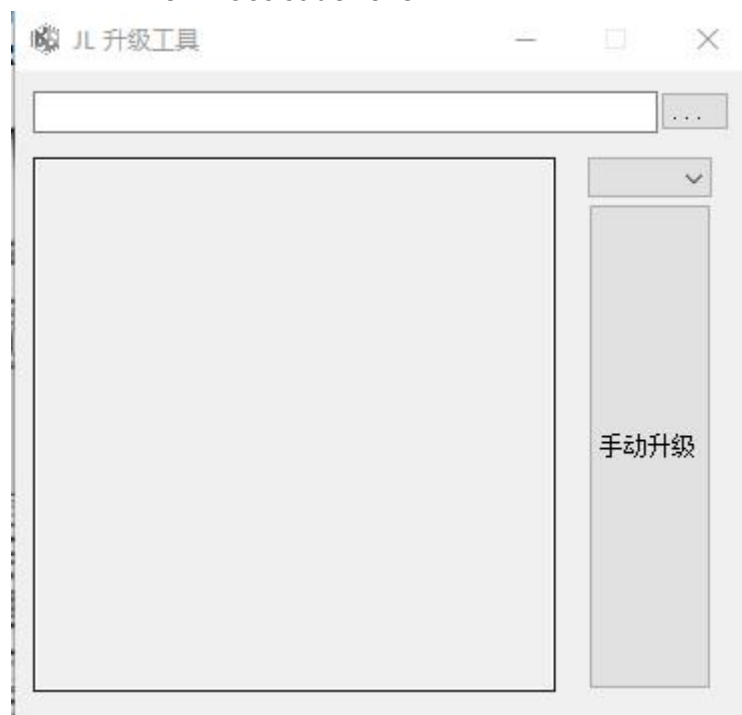



Noise reduction board FW: D890\_NR\_BOARD\_V110\_20250811.ufw, improve the noise reduction effect.

1. Press and hold both top key(PF3) and side PF2 key, and power the radio ON, the radio display "UPDATE MODE FOR LinkBoard"



2. Run the **JL Bootloader.exe**



3. Select the  button and select the appropriate **D890\_NR\_BOARD\_V110\_20250811.ufw** file in the FW Update folder
4. Check and Set the **Com Port** that is correct for your PC connected to the radio.
5. Select the **Write** button to write the new FW to the radio